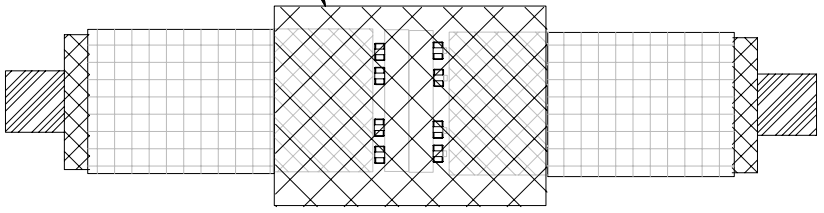
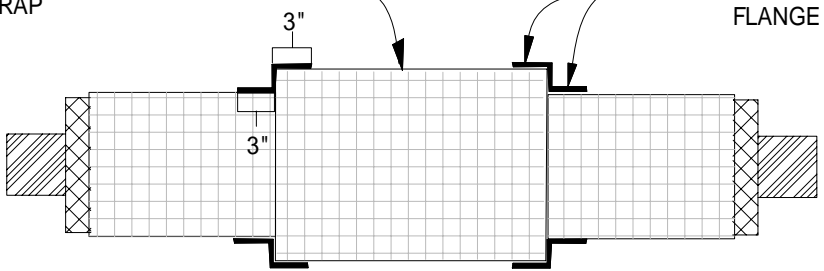


2nd LAYER OF INSULATION APPLIED OVER FLANGE AND EXPOSED INSULATION

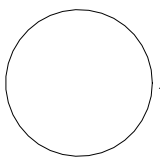


WRAP 2ND LAYER OF INSULATION WITH INSULRAP

APPLY A STRIP OF INSULRAP TO INSULRAP ON PIPE AND THEN ONTO INSULRAP OVER INSULATION ON FLANGE A MINIMUM OF 3" BOTH DIRECTIONS



INSULRAP STRIP WIDTH WILL VARY WITH INSULATION THICKNESS - A MINIMUM 3" LAP IS NECESSARY ONTO FIRST LAYER OF INSULRAP IS NECESSARY ON BOTH PLANES OF INSULATION



## SECTION @ I50 OVER FLANGE

POLYGUARD PRODUCTS, INC. 2012

(NOT TO SCALE)

Polyguard Products, Inc.  
 P.O. Box 755 - Ennis, TX 75119  
 Phone: 214-515-5000 Fax: 972-875-9425  
 Web Site - [www.polyguardproducts.com](http://www.polyguardproducts.com)  
 x\ut\sr\nd\undersell\2007\Mechanical\Insulrap\150overflange



The information provided is based on data and knowledge considered to be true and accurate and is offered for the users' consideration, investigation and verification, but we do not warrant the results to be obtained. Please read all data sheets, statements, recommendations or suggestions in conjunction with our conditions of sale, which apply to all goods supplied by us.